

Relocatable Storage

Movable Additional Storage Structures



Roll Up Doors Direct has introduced a new concept in relocatable, flexible and affordable self storage — Movable Additional Storage Structures (MASS).

MASS self storage allows owners more flexibility than traditionally constructed building structures. Portable units are an attractive and cost-effective alternative to new construction or conversions, particularly if you are in need of just a few more storage units. Because they are movable, they can be placed in areas where you would not traditionally build. Portable structures can be classified as equipment, which may offer greater tax incentives.


Benefits:

- Easily movable by a 5,000 lb. forklift
- Can be built onsite or delivered
- Highly convenient for reorganizing your layout
- Uses standard roll up door sizes in over 20 available colors
- Secure and convenient for renters
- Built with special features to reduce moisture
- Easy to add on to accommodate growth
- Units are classified as equipment, which could offer tax incentives
- Adaptable to odd-sized lots or slightly sloped land/driveways
- Standard building permits are not required for portable units
- Economical – increased rental income with a minimal investment
- Retains the look of your existing storage units without the construction costs



“We have seen three major benefits of utilizing portable storage units. First, there is a tax devaluation because we can classify them as equipment. Second, no building permit is required, and third, their flexibility allows us to place these in areas where permanent buildings are not permitted.”

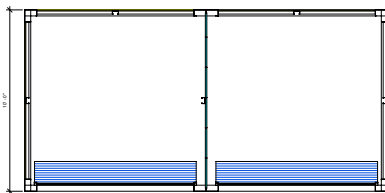
—Tim Burnham, Facility Owner



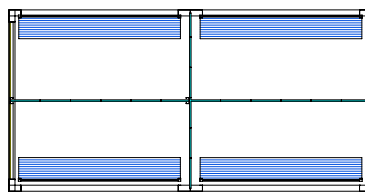
Features:

- Configurable mix on a 10'x20' platform
- Sturdy construction
- Can be anchored to asphalt or other ground materials for stability
- Can be wired for electricity
- Uses standard 26 gauge doors in over 20 readily-available colors
- 16 gauge piers and headers built from Janus building components
- 125 psf floor load
- 50 lb. snow load
- Weather resistant
- 20 gauge diamond plate over N-decking
- Special features, including a rain lip and elevated floor, to reduce moisture
- Skid panel outside the doors to offer a non-slip entry into unit
- Units are built close to the ground for easier access
- Utilizes builder grade roofing materials

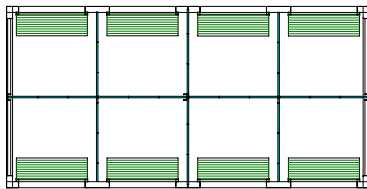
Various mix available on 10' x 20' platform



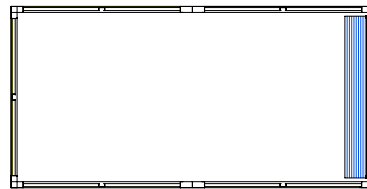
(2) 10 X 10



(4) 10 X 5



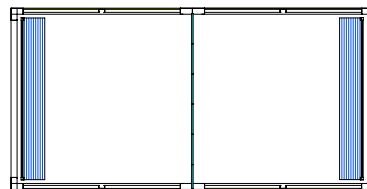
(8) 5 X 5



(1) 10 X 20



(4) 5 X 10



(2) 10 X 10



Roll Up Doors Direct

903 Jan Mar Court
Minneola, FL 34715

1 877 RLDOORS
1 877 753 6677

info@rollupdoorsdirect.com
www.rollupdoorsdirect.com